
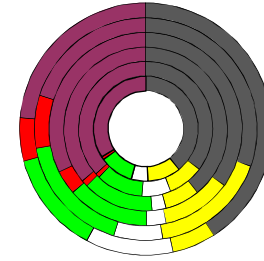


Ulm, Stadtkreis

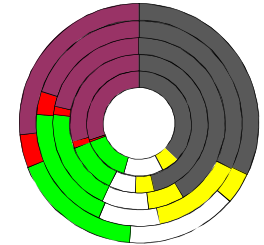


Bundestagswahlergebnisse 1994, 1998, 2002, 2005, 2009, 2013

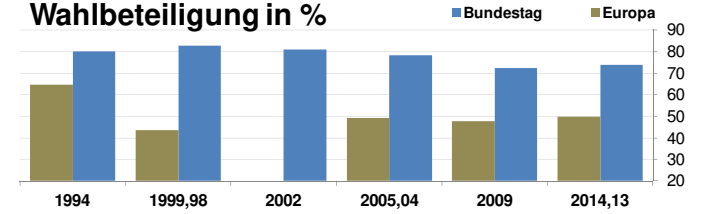


- CDU/CSU
- FDP
- Sonstige
- Grüne
- PDS
- SPD

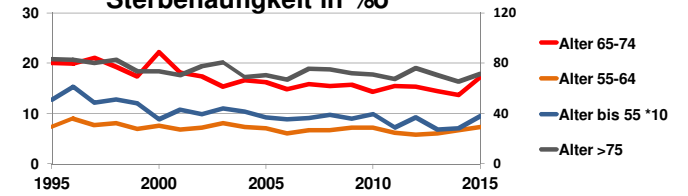
Europawahlergebnisse 1994, 1999, 2004, 2009, 2014



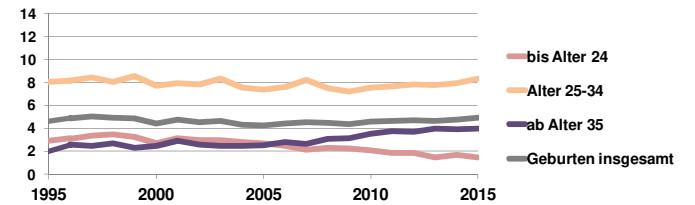
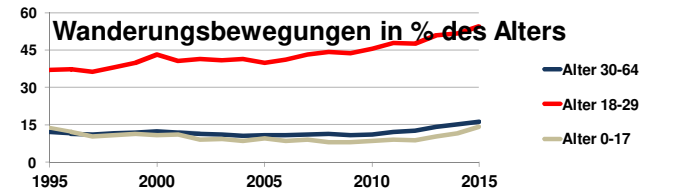
Wahlbeteiligung in %



Sterbehäufigkeit in %



Wanderungsbewegungen in % des Alters



<http://www.rankingweb.de/stadt.html>